Class T Ignition Protected Fuse Blocks

BLUE SEA SYSTEMS

For fast acting circuit protection of inverters and large battery banks.

- Four stud design provides ample access around connecting stud to install large cable lugs without obstruction from the fuse
- Insulating cover satisfies ABYC/USCG insulation requirements
- Cover breakouts allow wire access in any direction
- Stud design ensures secure fuse mounting even with high heat
- Stainless steel studs provide resistance to corrosion and high torque
- One-piece stainless flange nuts ensure safe and secure connections
- UL 94-V0 base resists high heat
- Fuse sold separately

IGNITION PROTECTED



5007100



5502100

Related Products



Class T Fuses

Relentlessly Reliable™

NAVICO GROUP

Specs





Part #	5007100	5502100
Voltage Maximum Operating	160V DC	
Amperage Maximum Operating*	160A	320A (300A if inside an engine space and contiuous)
Class T Fuses Avaiable	110-200A	225-400A
Terminal Stud Size	1/4"-20 (Accepts M6 ring terminals)	5/16"-18 (Accepts M8 ring terminals)
Maximum Torque	72 in-lb (8.13 N-m)	107 in-lb (12.9 N-m)
Mounting Fastner Size	1/4" or M6 Hardware	
Fuse Mounting Bus Material	Tin-Plated Copper	
Regulatory	Meets ISO 8846 and SAE J1171 external ignition protection requirements when cover is secure	
Cable Size to Meet Maximum Amp Rating**		
Intermittent Duty (less than 15 min.)		
Outside Engine Space	2 AWG (35mm²)	3/0 AWG (95mm²)
Inside Engine Space	2 AWG (35mm²)	4/0 AWG (120mm²)
Continuous Duty (more than 15 min.)		
Outside Engine Space	1/0 AWG (70mm²)	2 x 3/0 AWG (2 x 95mm²)
Inside Engine Space	3/0 AWG (95mm²)	2 x 4/0 AWG (2 x 120mm²)

* BEST PRACTICE: Limit the amount of current in the circuit to 80% of the fuse rating

** 5007100 based on Amperage Maximum Operating with a 200A Fuse and 105 °C wire.
5502100 based on Amperage Maximum Operating with a 400A Fuse and 105 °C wire.
For all other applications, and to verify wire size to meet voltage drop requirements, see the Circuit Wizard at circuitwizard.bluesea.com.
Available in the App store for Apple and Android.

Part #	Class T Fuses	Terminal Stud Size	Amps Max. Operating
5007100	110A–200A	1/4"-20 (M6)	160A
5502100	225A–400A	5/16"-18 (M8)	320A

TECH TIP

ABYC guidelines and Ignition Protection

Blue Sea Systems fuse blocks are designed, tested and marked for ignition protection, enabling them to be installed in a compartment where gasoline or other explosive fumes may be present.

Blue Sea Systems' fuse blocks that meet the U.S. Coast Guard ignition protection requirements include the MAXI®, ST-Blade Battery Terminal Mount, ST-Blade Compact, Terminal MRBF, Class T, Safety, and SafetyHub Fuse Blocks.

The U.S. Coast Guard states:

An electrical component that is “ignition protected” is capable of operating in an explosive environment without igniting that environment. “Ignition protection” of electrical devices is accomplished by the use of seals, flame arrestors and potting (sealing), or a combination of such means.

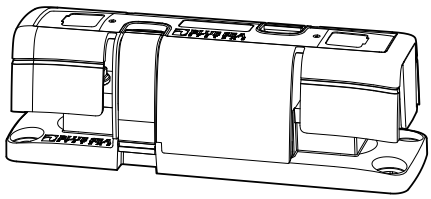

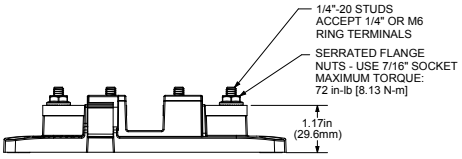

5007100

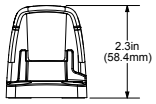

5007100 & 5502100

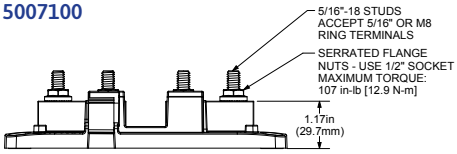

5502100

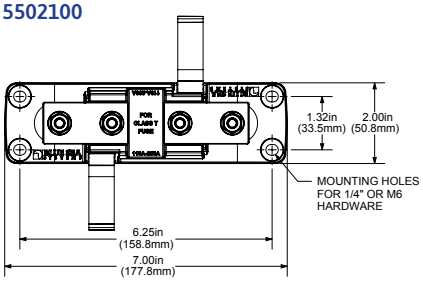

5007100 & 5502100

Specifications subject to change. See bluesea.com for current information.

bluesea.com 800.307.6702 980035450 Rev. 003
N85 W12545 Westbrook Crossing, Menomonee Falls, WI 53051

©2025 Blue Sea Systems. All rights reserved.